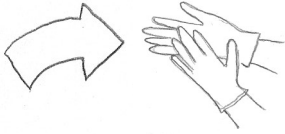





# DIAPER CHANGING PROCEDURE


FOR ALL PARENTS AND VOLUNTEERS



1. PUT ON GLOVES.



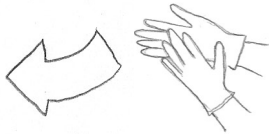
2. PLACE CLEAN PAPER TOWEL DOWN FOR CHANGING PAD.



3. PLACE BABY ON CHANGING PAD.

4. CHANGE BABY.

\*DO NOT PUT ON DIAPER CREAM, OINTMENT, OR POWDER UNLESS YOU HAVE WRITTEN INSTRUCTIONS FROM PARENT (ON SIGN IN SHEET).



5. REMOVE GLOVES.

6. REMOVE CHILD FROM CHANGING TABLE.



7. CLEAN UP - DIRTY SUPPLIES IN PLASTIC BAG & THROW OUT.

8. - WIPE DOWN TABLE WITH CLOROX BLEACH WIPES.



9. YOU MUST WASH YOUR HANDS!

You need to wear new gloves every diaper change.